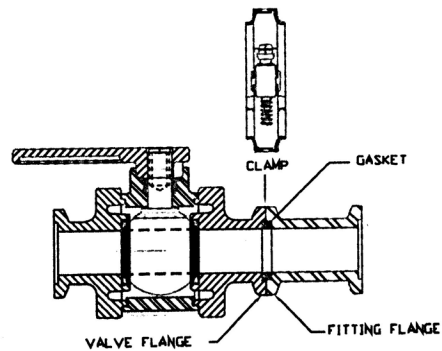


MANIFOLD FITTINGS

- POSITIVE SEALS, QUICK ASSEMBLY
- 360 DEGREE ORIENTATION
- NO THREADS, SEALANTS, OR PIPE TAPES
- SIZES: 1" (Full Port) = MF16 (2.04" dia. flange)
- 2" (1 1/2" Port) = MF32 (3.07")
- 2" (Full Port) = MF32FP (3.27")
- 3" (Full Port) = MF48 (4.44")

MATERIAL: Glass-filled Polypropylene
 CLAMPS: Stainless steel worm drive
 SEALS: Epdm & Viton



<i>Fl</i>	<i>Hb</i>	<i>Part#</i>	<i>List/E</i>
1	1	MF16BRB	2.38
1	3/4	MF1612BRB	2.38
1	1 1/4	MF1620BRB	2.38
2	1	MF3216BRB	6.46
2	1 1/4	MF3220BRB	7.35
2	1 1/2	MF3224BRB	6.46
2	2	MF32BRB	6.46
2FP	1 1/2	MF32FP24BRB	6.46
2FP	2	MF32FPBRB	6.46
3	2	MF4832BRB	19.95
3	3	MF48BRB	19.95

<i>Fl</i>	<i>Part#</i>	<i>List/E</i>
1	MF16CPG	6.46
2	MF32CPG	17.09
2FP	MF32FP24CPG	19.43
3	MF48CPG	22.45

<i>Fl</i>	<i>Part#</i>	<i>List/E</i>
2-1	MF3216CPG	19.42
2FP-1	MF32FP16CPG	19.42
2FP-2	MF32FP32CPG	19.42
3-2	MF4832CPG	45.32
3-2FP	MF4832FP24CPG	45.32

<i>Fl</i>	<i>Hb</i>	<i>Part#</i>	<i>List/E</i>
1	3/4	MF1612BRBE	2.91
1	1	MF16BRBE	2.91
1	1 1/4	MF1620BRBE	2.91
2	1	MF3216BRBE	12.02
2	1 1/4	MF3220BRBE	12.02
2	1 1/2	MF3224BRBE	12.02
2	2	MF32BRBE	12.02
2FP	1 1/2	MF32FP24BRBE	12.02
2FP	2	MF32FPBRBE	12.02
3	2	MF4832BRBE	19.95
3	3	MF48BRBE	53.20

<i>Fl</i>	<i>Part#</i>	<i>List/E</i>
1	MF16CPG45	13.33
2	MF32CPG45	17.36
2FP	MF32FP24CPG45	19.89
3	MF48CPG45	85.58

<i>Fl</i>	<i>Part#</i>	<i>List/E</i>
1	MF16CPGE	9.07
2	MF32CPGE	15.14
2SH	MF32CPGESH	15.14
2FP	MF32FP24CPGE	15.14
3	MF48CPGE	72.21

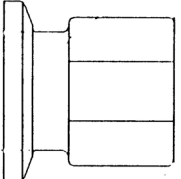
<i>Fl</i>	<i>Mpt</i>	<i>Part#</i>	<i>List/E</i>
1	3/4	MF1612MPT	2.76
1	1	MF16MPT	2.76
1	1 1/4	MF1620MPT	2.76
2	1 1/4	MF3220MPT	5.71
2	1 1/2	MF3224MPT	5.71
2	2	MF32MPT	5.71
2FP	2	MF32FP24MPT	5.71
3	3	MF48MPT	17.57
1	1	MF16MPTSS	30.70
2	1 1/4	MF3220MPTSS	48.07
2	1 1/2	MF3224MPTSS	48.07
2	2	MF32MPTSS	60.83
2FP	1 1/2	MF32FP24MPTSS	69.78
2FP	2	MF32FP24MPTSS	69.78
3	3	MF48MPTSS	128.81

<i>Fl</i>	<i>Part#</i>	<i>List/E</i>
1	MF16TEE	8.32
1	MF16TEE-L	8.32
2	MF32TEE	17.57
2-1RED	MF3216TEE	16.83
2FP	MF32FP24TEE	17.57
2FP-1RED	MF32FP16TEE	17.57
3	MF48TEE	82.85


<i>Fl</i>	<i>Part#</i>	<i>List/E</i>
1	MF16CR	24.51
2	MF32CR	43.94
2FP	MF32FP24CR	43.94
3	MF48CR	97.20

MANIFOLD FIG

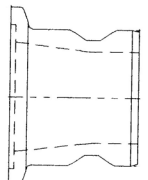
MANIFOLD FITTINGS



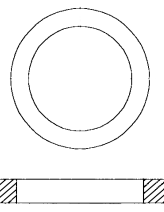
Fl	Fpt	Part#	List/E
1	1/2	MF168FPT	2.76
1	3/4	MF1612FPT	2.76
1	1	MF16FPT	2.76
2	2	MF32FPT	16.63
2FP	2	MF32FPFPT	29.29
3	3	MF48FPT	47.14



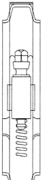
Fl	Fpt	Part#	List/E
1		MF16PL	2.76
2		MF32PL	5.71
2FP		MF32FPPL	7.25
3		MF48PL	19.42
1	1/4	MF16PL-4	17.35
2	1/8	MF32PL-2	17.35
2	1/4	MF32PL-4	17.35
2	3/8	MF32PL-6	17.35
2	1/2	MF32PL-8	17.35
2	3/4	MF32PL-12	17.35
2	1	MF32PL-16	17.35
2FP	3/4	MF32FPPL-12	28.94
3	3/4	MF48PL-12	31.18
3	1	MF48PL-16	31.18



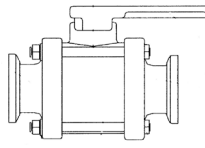
Fl	Part#	List/E
1	MF16A	7.83
2	MF32A	10.45
2FP	MF32FPA	11.65
3	MF48A	24.56



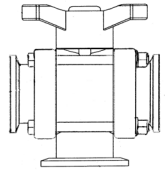
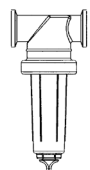
Fl/Mat	Part#	List/E
1/EPDM	MF16GE	2.76
1/VITON	MF16GV	7.35
2/EPDM	MF32GE	1.31
2/VITON	MF32GV	12.28
2FP/EPDM	MF32FPGE	1.38
2FP/VITON	MF32FPGV	20.91
3/EPDM	MF48GE	1.92
3/VITON	MF48GV	26.16



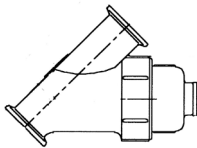
Fl	Part#	List/E
1	MF16CL	11.53
2	MF32CL	13.29
2FP	MF32FPCL	14.60
3	MF48CL	20.17



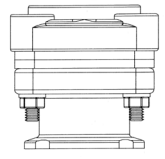
Fl	Part#	List/E
1	MV16CF	57.79
2	MV32CF	81.69
2FP	MV32FPCF	108.88
3	MV48CF	178.74
3FP	MV48FPCF	259.10
1	MV16BL	75.60
2	MV32BL	97.77
2FP	MV32FPBL	154.79
BL - BOTTOM LOAD - 3 WAY		
1	MV16SL	75.60
2	MV32SL	97.77
2FP	MV32FPSL	154.79
SL - SIDE LOAD - 3 WAY		

Fl	Mesh	Part#	List/E
1	*	MLST16-*	52.88
* Specify 16,30,50,80,100 MESH			
2	*	MLST32-*	98.49
* Specify 16,30,50,80,100 MESH			



Fl	Mesh	Part#	List/E
2	*	MLS32-*	113.19
* Specify 6,12,20,30,50,80,120 Mesh			
2FP	*	MLS32FP-*	157.78
* Specify 4,8,10,16,30,50,80,100 Mesh			
3	*	MLS48-*	632.00
* Specify 4,6,8,12,20,50 Mesh			



Fl	Part#	List/E
1	MF16BF	41.83
2	MF32BF	49.57
2FP	MF32FPBF	80.60
3	MF48BF	109.11
1	MF16BFBD	62.89
2	MF32BFBD	57.50
2FP	MF32FPBFBD	80.60
3	MF48BFBD	112.59
BD=BOTTOM DRAIN		