

# MANIFOLD FITTINGS

-POSITIVE SEALS, QUICK ASSEMBLY

-360 DEGREE ORIENTATION

-NO THREADS, SEALANTS, OR PIPE TAPES

SIZES: 1" (Full Port) = MF16 (2.04" dia. flange)

2" (1 1/2" Port) = MF32 (3.07")

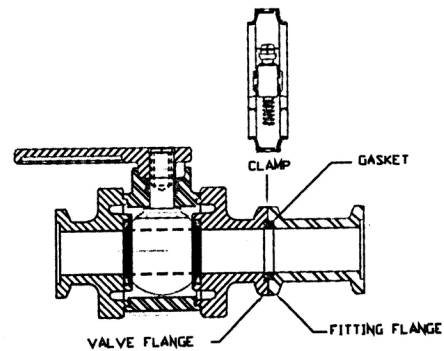
2" (Full Port) = MF32FP (3.27")

3" (Full Port) = MF48 (4.44")

MATERIAL: Glass-filled Polypropylene

CLAMPS: Stainless steel worm drive

SEALS: Epdm & Viton



<i>Fl</i>	<i>Hb</i>	<i>Part#</i>	<i>List/E</i>
1	1	MF16BRB	2.51
1	3/4	MF1612BRB	2.51
1	1 1/4	MF1620BRB	2.51
2	1	MF3216BRB	6.80
2	1 1/4	MF3220BRB	7.74
2	1 1/2	MF3224BRB	6.80
2	2	MF32BRB	6.80
2FP	1 1/2	MF32FP24BRB	6.80
2FP	2	MF32FPBRB	6.80
3	2	MF4832BRB	21.00
3	3	MF48BRB	21.00

<i>Fl</i>	<i>Part#</i>	<i>List/E</i>
1	MF16CPG	6.80
2	MF32CPG	17.99
2FP	MF32FP24CPG	20.44
3	MF48CPG	23.63

<i>Fl</i>	<i>Part#</i>	<i>List/E</i>
2-1	MF3216CPG	20.44
2FP-1	MF32FP16CPG	20.44
2FP-2	MF32FP32CPG	20.44
3-2	MF4832CPG	47.71
3-2FP	MF4832FP24CPG	47.71

<i>Fl</i>	<i>Hb</i>	<i>Part#</i>	<i>List/E</i>
1	3/4	MF1612BRBE	3.06
1	1	MF16BRBE	3.06
1	1 1/4	MF1620BRBE	3.06
2	1	MF3216BRBE	12.65
2	1 1/4	MF3220BRBE	12.65
2	1 1/2	MF3224BRBE	12.65
2	2	MF32BRBE	12.65
2FP	1 1/2	MF32FP24BRBE	12.65
2FP	2	MF32FPBRBE	12.65
3	2	MF4832BRBE	21.00
3	3	MF48BRBE	56.00

<i>Fl</i>	<i>Part#</i>	<i>List/E</i>
1	MF16CPG45	14.03
2	MF32CPG45	18.27
2FP	MF32FP24CPG45	20.94
3	MF48CPG45	90.08

<i>Fl</i>	<i>Part#</i>	<i>List/E</i>
1	MF16CPGEGE	9.55
2	MF32CPGEGE	15.94
2SH	MF32CPGESH	15.94
2FP	MF32FP24CPGEGE	15.94
3	MF48CPGEGE	76.01

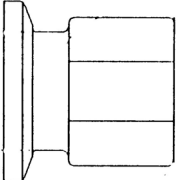
<i>Fl</i>	<i>Mpt</i>	<i>Part#</i>	<i>List/E</i>
1	3/4	MF1612MPT	2.91
1	1	MF16MPT	2.91
1	1 1/4	MF1620MPT	2.91
2	1 1/4	MF3220MPT	6.01
2	1 1/2	MF3224MPT	6.01
2	2	MF32MPT	6.01
2FP	2	MF32FP24MPT	6.01
3	3	MF48MPT	18.49
1	1	MF16MPTSS	33.32
2	1 1/4	MF3220MPTSS	50.60
2	1 1/2	MF3224MPTSS	50.60
2	2	MF32MPTSS	64.03
2FP	1 1/2	MF32FP24MPTSS	73.45
2FP	2	MF32FP24MPTSS	73.45
3	3	MF48MPTSS	135.59

<i>Fl</i>	<i>Part#</i>	<i>List/E</i>
1	MF16TEE	8.76
1	MF16TEE-L	8.76
2	MF32TEE	18.49
2-1RED	MF3216TEE	17.72
2FP	MF32FP24TEE	18.49
2FP-1RED	MF32FP16TEE	18.49
3	MF48TEE	87.21


<i>Fl</i>	<i>Part#</i>	<i>List/E</i>
1	MF16CR	25.80
2	MF32CR	46.25
2FP	MF32FP24CR	46.25
3	MF48CR	102.32

MANIFOLD FIG

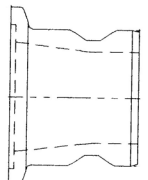
# MANIFOLD FITTINGS



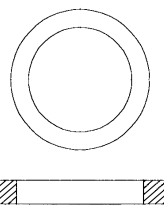
Fl	Fpt	Part#	List/E
1	1/2	MF168FPT	2.91
1	3/4	MF1612FPT	2.91
1	1	MF16FPT	2.91
2	2	MF32FPT	17.51
2FP	2	MF32FPFPT	30.83
3	3	MF48FPT	49.62



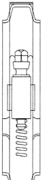
Fl	Fpt	Part#	List/E
1		MF16PL	2.91
2		MF32PL	6.01
2FP		MF32FPPL	7.63
3		MF48PL	20.44
1	1/4	MF16PL-4	18.26
2	1/8	MF32PL-2	18.26
2	1/4	MF32PL-4	18.26
2	3/8	MF32PL-6	18.26
2	1/2	MF32PL-8	18.26
2	3/4	MF32PL-12	18.26
2	1	MF32PL-16	18.26
2FP	3/4	MF32FPPL-12	30.46
3	3/4	MF48PL-12	32.82
3	1	MF48PL-16	32.82



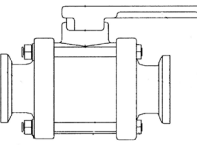
Fl	Part#	List/E
1	MF16A	8.24
2	MF32A	11.00
2FP	MF32FPA	12.26
3	MF48A	25.85



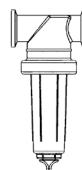
Fl/Mat	Part#	List/E
1/EPDM	MF16GE	2.91
1/VITON	MF16GV	7.74
2/EPDM	MF32GE	1.38
2/VITON	MF32GV	15.17
2FP/EPDM	MF32FPGE	1.45
2FP/VITON	MF32FPGV	25.79
3/EPDM	MF48GE	2.02
3/VITON	MF48GV	32.23



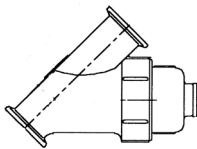
Fl	Part#	List/E
1	MF16CL	13.58
2	MF32CL	15.65
2FP	MF32FPCL	17.15
3	MF48CL	23.63



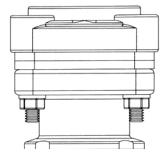
Fl	Part#	List/E
1	MV16CF	60.83
2	MV32CF	85.99
2FP	MV32FPCF	114.61
3	MV48CF	188.15
3FP	MV48FPCF	272.74
1	MV16BL	79.58
2	MV32BL	102.92
2FP	MV32FPBL	162.94
BL - BOTTOM LOAD - 3 WAY		
1	MV16SL	79.58
2	MV32SL	102.92
2FP	MV32FPSL	162.94
SL - SIDE LOAD - 3 WAY		



Fl	Mesh	Part#	List/E
1	*	MLST16-*	55.66
* Specify 16,30,50,80,100 MESH			
2	*	MLST32-*	103.69
* Specify 16,30,50,80,100 MESH			



Fl	Mesh	Part#	List/E
2	*	MLS32-*	119.15
* Specify 6,12,20,30,50,80,120 Mesh			
2FP	*	MLS32FP-*	166.08
* Specify 4,8,10,16,30,50,80,100 Mesh			
3	*	MLS48-*	665.26
* Specify 4,6,8,12,20,50 Mesh			



Fl	Part#	List/E
1	MF16BF	44.03
2	MF32BF	52.18
2FP	MF32FPBF	84.84
3	MF48BF	114.85
1	MF16BFBD	66.20
2	MF32BFBD	60.53
2FP	MF32FPBFBD	84.84
3	MF48BFBD	118.52
BD=BOTTOM DRAIN		